

## *Mid-year Corvette Glove Box*



Dave Zuberer

These are photos of the glove box of my 65 coupe.

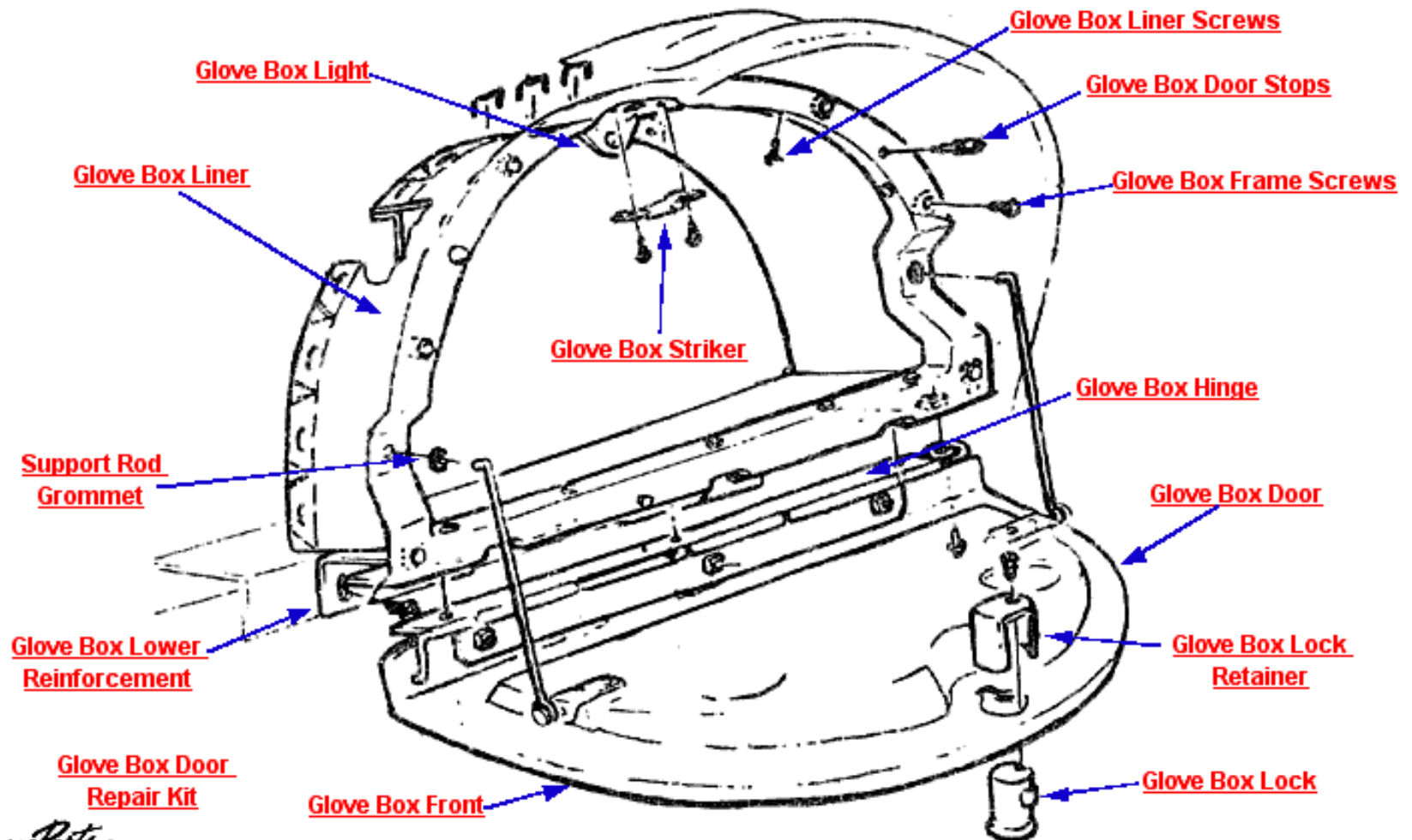
## **To give credit where credit is due:**

The diagram used here is from the Keen Parts web site (<http://www.keenparts.com/pages/Catalog3.php?diagram=1103> ) and it gives us a very good orientation of the assembly.

The new Paragon web site is excellent for photos of individual components ([www.corvette-paragon.com/c-22718-glove-box.aspx](http://www.corvette-paragon.com/c-22718-glove-box.aspx)) as is the Long Island Corvette site:

(<http://www.licorvette.com/catalog.htm>, order section 13).

Hope you find these shots useful if you're tackling the restoration or reinstallation of that glove box you took out "way back when".







(800) 757-KEEN

©2007 Keen Parts Inc. All Rights Reserved

Source: <http://www.keenparts.com/pages/Catalog3.php?diagram=1103>

Source: <http://www.corvette-paragon.com/c-22718-glove-box.aspx>



-  Glove Box Frame Screws
-  Glove Box Liner Screws
-  Glove Box Door Stops  
("Bumpers")

**Glove box lower reinforcement**

<http://www.corvette-paragon.com/p-352175-glove-box-lower-reinforcement-hinge-screw-kit.aspx>



**Glove box door reinforcement screws.**



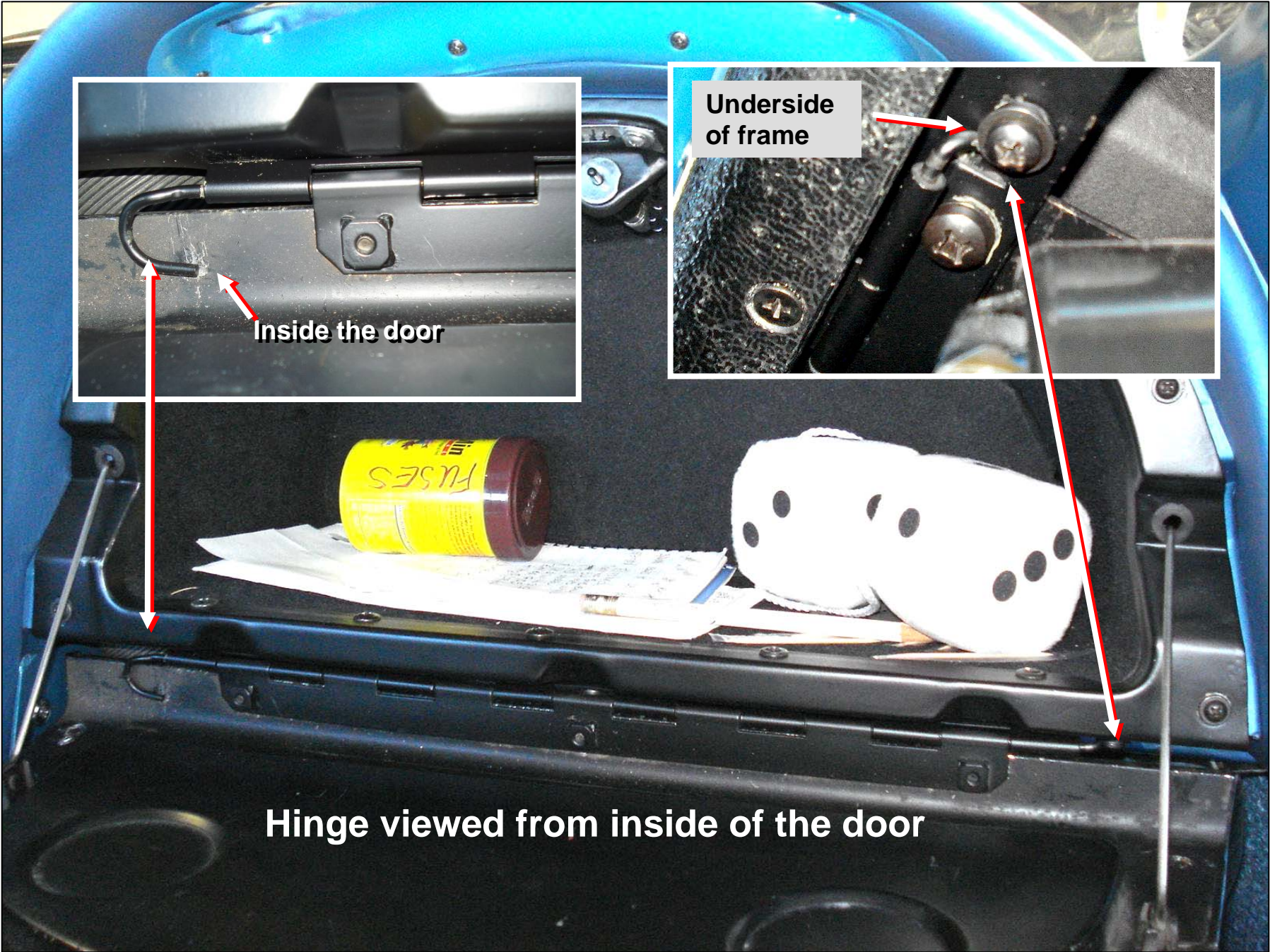


**Hinge and reinforcement viewed from below**



**Keen Part Number:110205**

**Paragon Number: 13027**


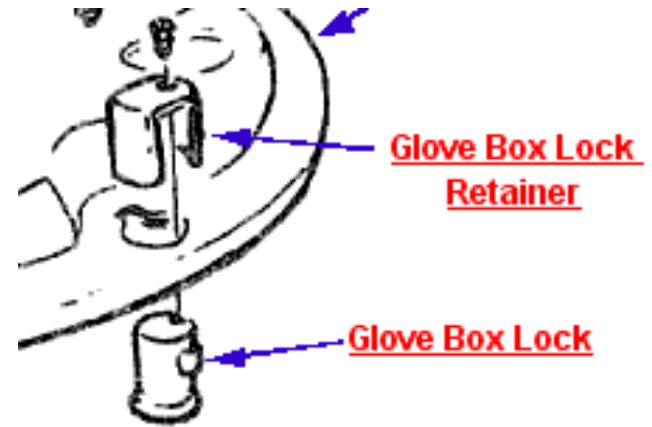
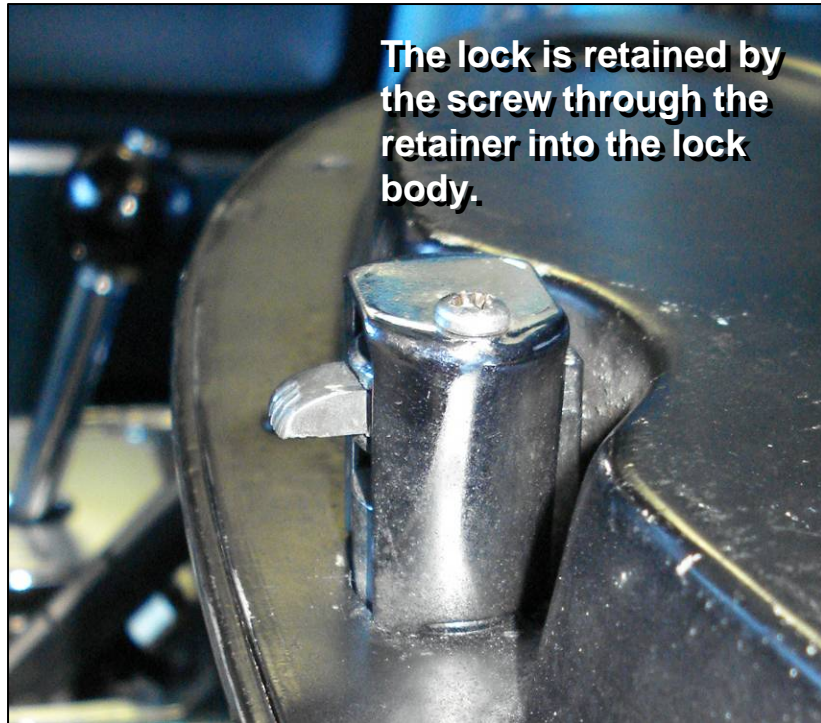


Underside of frame

Inside the door

Hinge viewed from inside of the door

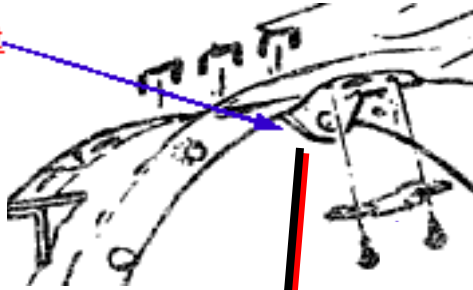
# Glove box lock



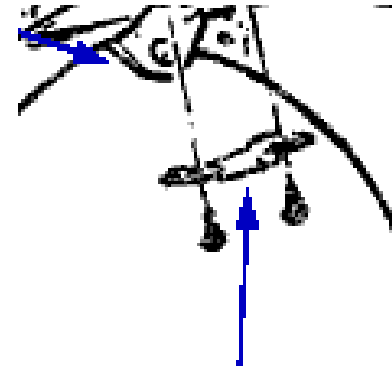


# Glove box striker and light

Glove Box Light



<http://www.corvette-paragon.com/p-359025-glove-box-lock-stricker-kit.aspx>



Glove Box Striker

