


1960 Corvette


Door handle mounting hardware



Dave Zuberer




Old reinforcement plate with clutch-head screws and old lock retainer



New reinforcement plate with stainless Philips-head screws and new lock assem. with new retainer

Dave Zuberer



Push Button

*** Push-Button "swivel".**

"Key" Lock Rod

*** Note; improper adjustment of the swivel above can cause the door to not open easily when the button is pushed.**

Dave Zuberer