




## **Rebuilding headlight buckets on our 1965 Coupe Dave Zuberer**


**My project to replace the headlamp support rods on my '65 got a dose of “project creep”. Since I was in this far, I decided to pull the buckets to give them a once over. Good thing I did. Both bearings were frozen on the pivot shafts and what was left of the grease was dried out fairly well. I wire wheeled everything (supports, shafts, bearings) and lightly sanded the shafts (800 grit). I am replacing the parts with the rebuild kit from Paragon (1065-RBK). The job has been made easier by removing the hood, bumpers and grille (along with it's brackets).**

**P.S. That right bumper will hopefully be properly aligned on reassembly.**


# Passenger side headlight bucket assembly 1965 Coupe



## Parts assembled on pivot shafts



Spacer, outer support, bearing (inside support), felt seal, retainer, washer




Washer, retainer, felt seal, bearing, inner support

**Metal bearings**




**Nylon replacement bearings**

Upper headlamp support rod to end plate attaching bolt. This bolt can be reached when you remove the headlight bezel and bulbs from the bucket.



Groove in rubber retainer slides into headlamp endplate reinforcement



### Headlamp endplate reinforcement.

The inner support attaches behind this panel. You get to the pivot-shaft support mounting bolts by rotating the bucket and lining up the access hole on the bucket with the bolt heads. The bottom bolt was accessible by rotating the bucket far enough (access hole not needed).