




# Mid-year glove box lamp switch






**To disassemble the switch trim the melted plastic from this area and gently pry metal side tabs up over remaining plastic. Preserve as much as you can.**

# Glove-box lamp switch mechanism

When Glove-box door is closed the push button pushes the spring away from the grounded metal housing breaking the circuit



When Glove-box door is open the push button releases the spring which moves forward to make contact with the grounded metal housing closing the circuit to light the lamp.

