



Installing dash pad clips

New clip: "open"

Old clip: "closed"




To remove clips, insert a small screwdriver between the "ears" and pry the clip open. You can squeeze them with a needle nose pliers when you get them far enough open.

Dave Zuberer



Installed clip





Clips installed in outboard side of the dash pad surrounding the instrument cluster