





Turn signal cancelling cam alignment on steering hub - 1965





Hole for horn contact brush



Mount the cancelling cam so that the horn contact brush can pass through the hub and into the hole in the cam.

