


1965 Mid-year Corvette Powerglide shifter



The images included here were made as I restored the Powerglide shifter in my 65. I cannot vouch for the originality of the components. It is shown here as a I found it and as I cleaned it up.

Dave Zuberer





Before




After



Before



After





Cleaned and ready for paint






Shifter boot retainer




Neutral safety and back-up light switch mounted to shifter




Here you can see the tab on the shifter arm engaged in the neutral safety/BU light switch


Top view



**Lock
Washer**





**Nylon
spacer
?????**



Index this tab with the slot in the shifter


Screws into bottom of shaft to retain the selector rod.





Shifter in "park" position

3 machine screws
(10-24 x 3/4) hold the
shifter in place.



Boot
retainer



J-clip to retain linkage in shifter