

A method for unhooking the passenger side hood latch of an air-conditioned mid-year Corvette. Dave Zuberer


Tool for grabbing the hood latch spring lever on an AC mid-year from underneath the car.





$\frac{3}{4}$ " dowel with hook on the end. This piece is 22.5" long and it just rests on the large splash shield of my '65 AC coupe down under the AC box.





I bent a piece of coat hanger to make a loop to screw to the top of the dowel. The hook portion is about 1" (13/16" actual). You will need the hook to catch the spring lever on the latch




You will need to come up from the bottom (with the large splash shield removed) through the space between the top metal line and the lower one shown in the pics below. Once you find this "channel" you can run the hook tool up to catch the latch spring lever. You can see the end of the lever from under the car with the hood closed by aiming a flash light at the latch area. Once you hook the lever, just pull back on the dowel as the hard AC line makes a perfect fulcrum. We tried the tool on our '65 AC coupe this AM and I'm happy to report it worked like a charm. I wouldn't change any of the dimensions of either the hook or the 22"-23" x 3/4" dowel.



You need to catch the spring-loaded latch lever with the hook. This turned out to be quite easy. Once hooked, just pull back on the bottom of the dowel and the latch should pop.




Blade in release position
with lever pulled forward




Proof of concept: It worked very nicely.



This is the opening that you need to come up through




Opening as seen from below with the "tool" in place. Note: the elbow of the hard line served as a good fulcrum for the tool.




You can see the end of the spring lever from under the car. *Though I did not capture a photo in the dark with the hood closed and latched, I was able to see the lever with a flashlight and I was able to easily catch the lever with the hook.*

As luck would have it, that elbow (green arrow) in the hard AC line served as a perfect fulcrum point. I just pull back on the dowel and "bingo" the latch pops open.

A few miscellaneous points:



The space between wall of the AC box and the large hose is not large enough to come up through that opening with a dowel or perhaps even a flat stick. I also think that there is probably no way that you could get your hand up through the "maze" of AC hoses and tubes to get hold of the lever to pull it forward. Dowel shown for comparison.



A bigger problem with trying to come up behind the lever is that there would be no way to move the lever forward because the aluminum AC tubing will not allow a stick or rod to push forward against the lever. It appears the only way to move that lever from under the car is to pull it forward with the hook.