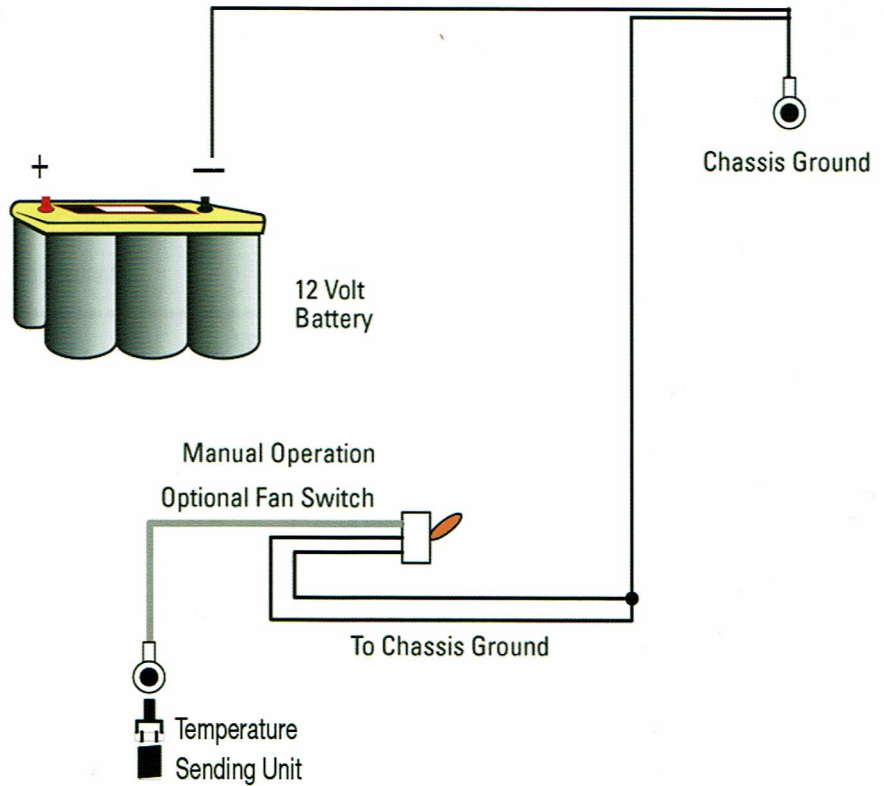




Toggle Switch Wiring Diagram

Wiring Diagram for Be Cool Kit
Part Number:





#75096 Toggle Switch



Accessories

Make sure your alternator has a minimum of 100 AMPS at idle to maintain a consistent 14.2 volts.

This will insure your electric fans are operating at maximum efficiency.

 75022	 185°/165° 75029	 195°/175° 75030	 210°/190° 75099
--	---	---	---

Electric Fan Temperature Sending Units

	Part Number
Electric Fan Temperature Sending Unit 3/8" to 1/2" N.P.T. to Turn On at 185 Degrees and Turn Off at 165 Degrees	75029
Electric Fan Temperature Sending Unit 3/8" to 1/2" N.P.T. to Turn On at 195 Degrees and Turn Off at 175 Degrees	75030
Electric Fan Temperature Sending Unit 3/8" to 1/2" N.P.T. to Turn On at 210 Degrees and Turn Off at 190 Degrees	75099

Electric Fan Relays

40 Amp Replacement Waterproof Relay	75022
-------------------------------------	-------

Electric Fan Connectors

Weatherhead Pigtail Connector, for #75066, #75068, and/or #75069 Electric Fans	75071
Electric Fan Standard Pigtail Connector	75221