

<- Back

Forward ->

Document ID# 772993
2002 Chevrolet Corvette

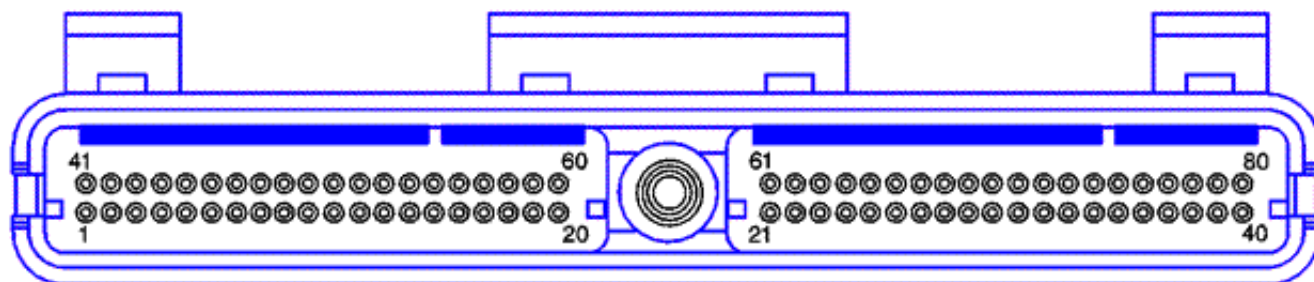
Print

Powertrain Control Module (PCM) Connector End Views

Table 1: [PCM Connector C1 \(BLU\)](#)

Table 2: [PCM Connector C2 \(RED\)](#)

PCM Connector C1 (BLU)




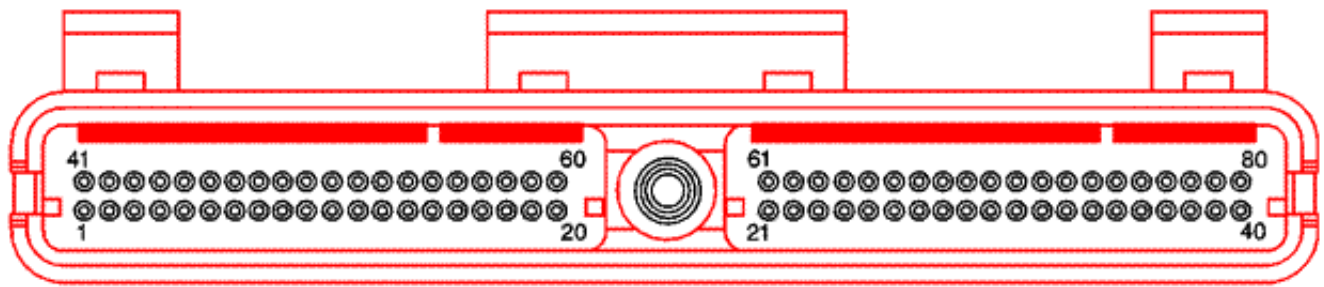
Connector Part Information		<ul style="list-style-type: none"> • PCM Connector C1 Assembly 12191489 • TPA (BLU) 12176408 • Connector Cover 12191108 	
Pin	Wire Color	Circuit No.	Function
1	BLK/WHT	451	Ground
2	LT GRN	1867	12 Volt Reference
3	PNK/BLK	1746	Fuel Injector 3 Control
4	LT GRN/BLK	1745	Fuel Injector 2 Control
5-6	--	--	Not Used
7	GRY	596	5 Volt Reference
8-10	--	--	Not Used
11	LT BLU	1876	Knock Sensor 2 Signal
12	DK BLU/WHT	1869	Crankshaft Position (CKP) Sensor Signal
13	ORN/BLK	463	Requested Torque Signal
14	TAN	800	Throttle Actuator Control Serial Data

15	ORN/BLK	1061	Throttle Actuator Control Serial Data
16	--	--	Not Used
17	DK BLU	1225	Transmission Fluid Pressure Switch Signal B
18	RED	1226	Transmission Fluid Pressure Switch Signal C
19	PNK	239	Ignition 1 Voltage
20	ORN	340	Battery Positive Voltage
21	YEL/BLK	1868	Low Reference
22	--	--	Not Used
23	GRY	720	Low Reference
24	--	--	Not Used
25	TAN	1671	HO2S Low Signal Bank 2 Sensor 2
26	TAN	1667	HO2S Low Signal Bank 2 Sensor 1
27	--	--	Not Used
28	TAN/WHT	1669	HO2S Low Signal Bank 1 Sensor 2
29	TAN/WHT	1653	HO2S Low Signal Bank 1 Sensor 1
30-31	--	--	Not Used
32	BLK/WHT	771	Transmission Range Switch Signal A
33	PPL	420	TCC Brake Switch Signal
34	WHT	776	Transmission Range Switch Signal P
35	GRY	48	CPP Switch Signal
36	BLK	1744	Fuel Injector 1 Control
37	YEL/BLK	846	Fuel Injector 6 Control
38	PNK/WHT	1101	Damping Lift/Dive Signal
39	--	--	Not Used
40	BLK/WHT	451	Ground
41	--	--	Not Used
42	DK GRN	335	Low Speed Cooling Fan Relay Control
43	RED/BLK	877	Fuel Injector 7 Control
44	LT BLU/BLK	844	Fuel Injector 4 Control
45	GRY	474	5 Volt Reference
46	GRY	598	5 Volt Reference
47	--	--	Not Used
48	GRY	416	5 Volt Reference
49-50	--	--	Not Used
51	DK BLU	496	Knock Sensor 1 Signal
52	--	--	Not Used
53	ORN/BLK	1057	Low Reference
54	ORN/BLK	469	Low Reference

55-56	--	--	Not Used
57	ORN	340	Battery Positive Voltage
58	DK GRN	1049	PCM Class 2 Serial Data
59	--	--	Not Used
60	BLK	407	Low Reference
61	PNK/BLK	632	Low Reference
62	GRY	847	Extended Travel Brake Switch Signal
63	BLK	452	Low Reference
64	--	--	Not Used
65	PPL	1670	HO2S High Signal Bank 2 Sensor 2
66	PPL	1666	HO2S High Signal Bank 2 Sensor 1
67	--	--	Not Used
68	PPL/WHT	1668	HO2S High Signal Bank 1 Sensor 2
69	PPL/WHT	1665	HO2S High Signal Bank 1 Sensor 1
70	BRN	1174	Oil Level Switch Signal
71	--	--	Not Used
72	YEL	772	Transmission Range Switch Signal B
73	BRN/WHT	633	Camshaft Position (CMP) Sensor Signal
74	YEL	410	Engine Coolant Temperature (ECT) Sensor Signal
75	--	--	Not Used
76	BLK/WHT	845	Fuel Injector 5 Control
77	DK BLU/WHT	878	Fuel Injector 8 Control
78	--	--	Not Used
79	GRY	587	Skip Shift Solenoid Control
79	WHT	687	3-2 Shift Solenoid Valve Control
80	BRN	718	Low Reference

PCM Connector C2 (RED)





Connector Part Information

- PCM Connector C2 Assembly 12191488
- TPA (RED) 12176410
- Connector Cover 12191108

Pin	Wire Color	Circuit No.	Function
1	BLK/WHT	451	Ground
2	BRN	418	TCC PWM Solenoid Valve Control
3	--	--	Not Used
4	PPL	421	AIR Solenoid Control
5	TAN/BLK	464	Delivered Torque Signal
6	RED/BLK	1228	PC Solenoid valve High Control
7	--	--	Not Used
8	LT BLU/WHT	1229	PC Solenoid Valve Low Control
9	DK GRN/WHT	465	Fuel Pump Relay Control
10	WHT	121	Engine Speed Signal
11-13	--	--	Not Used
14	RED/BLK	380	A/C Refrigerant Pressure Sensor Signal
15	RED	225	Generator Turn On Signal
16	--	--	Not Used
17	DK GRN/WHT	762	A/C Request Signal (C60 only)
18	DK GRN	59	A/C Compressor Clutch Supply Voltage
19	--	--	Not Used
20	PPL	401	Signal Low - Front
21	YEL	400	Signal High - Front
22-24	--	--	Not Used
25	TAN	472	IAT Sensor Signal
26	PPL	2121	IC 1 Control
27	RED	2127	IC 7 Control
28	LT BLU/WHT	2126	IC 6 Control

29	DK GRN/WHT	2124	IC 4 Control
30	--	--	Not Used
31	YEL	492	MAF Sensor Signal
32	LT GRN	432	MAP Sensor Signal
33	DK BLU	473	High Speed Cooling Fan Relay Control
34	DK GRN/WHT	428	EVAP Canister Purge Solenoid Control
35	--	--	Not Used
36	BRN	436	AIR Pump Relay Control
37-38	--	--	Not Used
39	RED	631	12 Volt Reference
40	BLK/WHT	451	Ground
41	--	--	Not Used
42	TAN/BLK	422	TCC Solenoid Valve Control
43	DK GRN/WHT	459	A/C Compressor Clutch Relay Control
44	LT GRN	1652	Reverse Lockout Solenoid Control
45	WHT	1310	EVAP Canister Vent Solenoid Control
46	BRN/WHT	419	Malfunction Indicator Lamp (MIL) Control
47	WHT	375	Skip Shift Indicator Control (MM6)
47	YEL/BLK	1223	2-3 Shift Solenoid Valve Control (M30)
48	LT GRN	1222	1-2 Shift Solenoid Valve Control
49	--	--	Not Used
50	DK GRN/WHT	817	Vehicle Speed Signal
51	YEL/BLK	1227	TFT Sensor Signal
52	GRY	23	Generator Field Duty Cycle Signal
53	--	--	Not Used
54	DK BLU	1936	Fuel Level Sensor Signal
55-56	--	--	Not Used
57	PPL	719	Low Reference
58	TAN/WHT	331	Oil Pressure Sensor Signal
59	--	--	Not Used
60	BRN	2129	Low Reference
61	BRN/WHT	2130	Low Reference
62	GRY	773	Transmission Range Switch Signal C
63	PNK	1224	Transmission Fluid Pressure Switch Signal A
64	DK GRN	890	Fuel Tank Pressure Sensor Signal
65	--	--	Not Used
66	PPL/WHT	2128	IC 8 Control
67	RED/WHT	2122	IC 2 Control

68	DK GRN	2125	IC 5 Control
69	LT BLU	2123	IC 3 Control
70-72	--	--	Not Used
73	LT BLU	1937	Fuel Level Sensor Signal (Secondary)
74-80	--	--	Not Used

[<- Back](#)[Forward ->](#)

Document ID# 772993
2002 Chevrolet Corvette

[Print](#)