



# Recall Bulletin



## PRODUCT SAFETY RECALL

**SUBJECT:** Low-Beam Headlamps Inoperative

**MODELS:** 2005-2007 Chevrolet Corvette

It is a violation of Federal law for a dealer to deliver a new motor vehicle or any new or used item of motor vehicle equipment (including a tire) covered by this notification under a sale or lease until the defect or noncompliance is remedied.

### CONDITION

General Motors has decided that a defect which relates to motor vehicle safety exists in model year 2005-2007 Chevrolet Corvette vehicles. On these vehicles, when the engine is warm, the underhood bussed electrical center (UBEC) housing will expand, causing the headlamp low-beam relay control circuit routed wire to bend slightly. After the wire is repeatedly bent, it can fracture and separate. When this occurs, the low-beam headlamps will not illuminate. As the UBEC housing cools and contracts, the low-beam headlamp function may return. This condition does not affect the high-beam headlamps, marker lamps, turn signals, daytime running lamps or fog lamps. Loss of low beam headlamps when they are required could reduce the driver's visibility, increasing the risk of a crash.

### CORRECTION

Dealers are to install a jumper wire.

### VEHICLES INVOLVED

All involved vehicles are identified by Vehicle Identification Number on the Investigate Vehicle History screen in GM Global Warranty Management system. Dealership service personnel should always check this site to confirm vehicle involvement prior to beginning any required inspections and/or repairs. It is important to routinely use this tool to verify eligibility because not all similar vehicles may be involved regardless of description or option content.

For dealers with involved vehicles, a listing with involved vehicles containing the complete vehicle identification number, customer name, and address information has been prepared and will be provided to US and Canadian dealers through the GM GlobalConnect Recall Reports, or sent directly to export dealers. Dealers will not have a report available if they have no involved vehicles currently assigned.


The listing may contain customer names and addresses obtained from Motor Vehicle Registration Records. The use of such motor vehicle registration data for any purpose other than follow-up necessary to complete this recall is a violation of law in several states/provinces/countries. Accordingly, you are urged to limit the use of this report to the follow-up necessary to complete this recall.

### PART INFORMATION

Parts required to complete this recall are to be obtained from General Motors Customer Care and Aftersales (GMCC&A). Please refer to your “involved vehicles listing” before ordering parts. Normal orders should be placed on a DRO = Daily Replenishment Order. In an emergency situation, parts should be ordered on a CSO = Customer Special Order.

Part Number	Description	Quantity/Vehicle
23273949	Wiring Kit	1


### SERVICE PROCEDURE



3974185


Use the following steps to install an alternate ground source (jumper harness) to the low beam headlamp relay, located in the Under Hood BEC.

1. Remove the under hood bussed electrical center (UBEC). Refer to *Underhood Electrical Center or Junction Block Replacement* in SI.




3974186

2. Remove, from left to right, the Instrument Panel (IP), Engine (ENG) and Forward Lamp (FWD LP) connectors from the UBEC base.




3974197

3. Remove covers and Terminal Position Assurance (TPA) clips from IP and FWD LP connectors.



3974198


4. Remove terminated lead from IP Connector cavity F1 (circuit 1970 Pink/white tracer, 2 wires).



3974200

5. Cut terminal off of the 2 (Pink/white tracer) wires at the crimp. Discard the terminal.





3974202

6. Strip the leads of the 2 (Pink/white tracer) wires and jumper harness. Remove 13 mm (1/2 in) of insulation from the wire ends.

**Note:** Only use heat shrink tube, P/N 12355010, or an equivalent flexible adhesive-lined/moisture resistant heat shrink tube to perform the repair in this bulletin.

7. Install one 38 mm (1.5 in) section of heat shrink tube over the jumper harness lead that is to be crimped.




3974203

8. Crimp the splice clip over the wires using Special Tool J-38125-8, crimp nest F.
9. Inspect the crimp quality.


**Caution:** Keep the heat shrink tube above the splice when soldering the splice to ensure that the heat shrink is not prematurely shrunk and closed down over the wire or splice area due to the heat from the soldering iron.

**Note:** Use rosin core lead solder. The higher the lead content the better as it has a lower melting point.




3974205

10. Solder the crimp and splice clip using the Ultratorch, part number J-38125-5, or another butane fueled soldering iron.




3974207

11. Center the heat shrink tube over the splice and use the Ultratorch, part number J-38125-5, or another butane fueled soldering iron, to shrink and seal the heat shrink tube securely over the splice crimp and insulated wires.




3974208

12. Insert double terminated lead into IP connector cavity F1.



3974209

13. Insert single terminated lead into FWD LP connector cavity B1.




3974197

14. Replace TPAs and covers onto IP and FWD LP connectors.

15. Place splice under IP connector then replace IP and FWD LP connectors into BEC, ensure that they are fully seated.





3974210

16. Route wire through bracket then replace ENG connector into bracket as shown.
17. Reinstall the under hood bussed electrical center (UBEC). Refer to *Underhood Electrical Center or Junction Block Replacement* in SI.

#### CUSTOMER REIMBURSEMENT - For US

Customer requests for reimbursement of previously paid repairs for the recall condition are to be submitted to the dealer by December 31, 2015, unless otherwise specified by state law. If this is not convenient for the customer, they may mail the completed Customer Reimbursement Request Form and all required documents to the GM Customer Assistance Center.

**All reasonable and customary costs to correct the condition described in this bulletin should be considered for reimbursement. Any questions or concerns should be reviewed with your GM representative prior to processing the request.**

When a customer requests reimbursement, they must provide the following:

- A completed Customer Reimbursement Request Form. This form is mailed to the customer or can be obtained through GM GlobalConnect.
- The name and address of the person who paid for the repair.
- Paid receipt confirming the amount of the repair expense, a description of the repair, and the person or entity performing the repair.

**IMPORTANT:** GM requires dealers to approve or deny a reimbursement request within 30 days of receipt. If a reimbursement request is approved, the dealer should immediately issue a check to the customer and submit an appropriate warranty transaction for the incurred expense. If a reimbursement request is denied, the dealer MUST provide the customer with a clear and concise explanation, in writing, as to why the request was denied. The bottom portion of the Customer Reimbursement Request Form may be used for this purpose. If the denial was due to missing documents, the customer can resubmit the request when the missing documents are obtained, as long as it is still within the allowed reimbursement period.

Warranty transactions for customer reimbursement of previously paid repairs are to be submitted as required by GM Global Warranty Management. Additional information can also be found in Warranty Administration Bulletin 11-00-89-004.

CUSTOMER REIMBURSEMENT - For Canada and Export

Customer requests for reimbursement of previously paid repairs to correct the condition described in this bulletin are to be submitted to the dealer prior to or by December 31, 2015.

When a customer requests reimbursement, they must provide the following:

- Proof of ownership at time of repair.
- Original paid receipt confirming the amount of unreimbursed repair expense(s) (including Service Contract deductibles), a description of the repair, and the person or entity performing the repair.

All reasonable and customary costs to correct the condition described in this bulletin should be considered for reimbursement. Any questions or concerns should be reviewed with your GM representative prior to processing the request.

WARRANTY TRANSACTION INFORMATION

Submit a transaction using the table below. All transactions should be submitted as a ZFAT transaction type, unless noted otherwise.

**Note: To avoid having to "H" route the customer reimbursement transaction for approval, it must be submitted prior to the repair transaction.**

Labor Code	Description	Labor Time	Net Item
9100811	Install UBEC Jumper Harness	0.8	N/A
9100894	Customer Reimbursement Approved	0.2	*
9100895	Customer Reimbursement Denied - For US dealers only	0.1	N/A

Note: Customer reimbursement will not close this recall. The service procedure must also be performed on the vehicle.

\* The amount identified in "Net Item" should represent the dollar amount reimbursed to the customer.

CUSTOMER NOTIFICATION – For US and Canada

General Motors will notify customers of this recall on their vehicle (see copy of customer letter included with this bulletin).

CUSTOMER NOTIFICATION – For Export

Letters will be sent to known owners of record located within areas covered by the US National Traffic and Motor Vehicle Safety Act. For owners outside these areas, dealers should notify customers using the attached sample letter.

DEALER RECALL RESPONSIBILITY – For US and Export (US States, Territories, and Possessions)

It is a violation of Federal law for a dealer to deliver a new motor vehicle or any new or used item of motor vehicle equipment (including a tire) covered by this notification under a sale or lease until the defect or noncompliance is remedied.



The US National Traffic and Motor Vehicle Safety Act provides that each vehicle that is subject to a recall of this type must be adequately repaired within a reasonable time after the customer has tendered it for repair. A failure to repair within sixty days after tender of a vehicle is prima facie evidence of failure to repair within a reasonable time. If the condition is not adequately repaired within a reasonable time, the customer may be entitled to an identical or reasonably equivalent vehicle at no charge or to a refund of the purchase price less a reasonable allowance for depreciation. To avoid having to provide these burdensome remedies, every effort must be made to promptly schedule an appointment with each customer and to repair their vehicle as soon as possible. In the recall notification letters, customers are told how to contact the US National Highway Traffic Safety Administration if the recall is not completed within a reasonable time.

### DEALER RECALL RESPONSIBILITY – All

All unsold new vehicles in dealers' possession and subject to this recall must be held and inspected/repaired per the service procedure of this recall bulletin before customers take possession of these vehicles.

Dealers are to service all vehicles subject to this recall at no charge to customers, regardless of mileage, age of vehicle, or ownership, from this time forward.

Customers who have recently purchased vehicles sold from your vehicle inventory, and for which there is no customer information indicated on the dealer listing, are to be contacted by the dealer. Arrangements are to be made to make the required correction according to the instructions contained in this bulletin. A copy of the customer letter is provided in this bulletin for your use in contacting customers. Recall follow-up cards should not be used for this purpose, since the customer may not as yet have received the notification letter.

In summary, whenever a vehicle subject to this recall enters your vehicle inventory, or is in your dealership for service in the future, you must take the steps necessary to be sure the recall correction has been made before selling or releasing the vehicle.





# IMPORTANT SAFETY RECALL

December 2014

Dear General Motors Customer:

This notice is sent to you in accordance with the National Traffic and Motor Vehicle Safety Act.

General Motors has decided that a defect which relates to motor vehicle safety exists in certain 2005-2007 model year Chevrolet Corvette vehicles. As a result, GM is conducting a safety recall. We apologize for this inconvenience. However, we are concerned about your safety and continued satisfaction with our products.

## IMPORTANT

- This notice applies to your 2005-2007 model year Chevrolet Corvette, VIN \_\_\_\_\_.
- Your vehicle is involved in GM safety recall 13146.
- Schedule an appointment with your GM dealer.
- This service will be performed for you at **no charge**.

### Why is your vehicle being recalled?

When your vehicle's engine is warm, the underhood bussed electrical center (UBEC) housing will expand, causing the headlamp low-beam relay control circuit routed wire to bend slightly. After the wire is repeatedly bent, it can fracture and separate. When this occurs, the low-beam headlamps will not illuminate. As the UBEC housing cools and contracts, the low-beam headlamp function may return. This condition does not affect the high-beam headlamps, marker lamps, turn signals, daytime running lamps or fog lamps. Loss of low beam headlamps when they are required could reduce the driver's visibility, increasing the risk of a crash.

### What will we do?

Your GM dealer will install a jumper wire to correct this condition. This service will be performed for you at **no charge**. Because of service scheduling requirements, it is likely that your dealer will need your vehicle longer than the actual service correction time of approximately 50 minutes.

### What should you do?

You should contact your GM dealer to arrange a service appointment as soon as possible.

### Did you already pay for this repair?

Even though you may have already had repairs for this condition, you will still need to take your vehicle to your dealer for additional repairs. If you have paid for repairs for the recall condition, please complete the enclosed reimbursement form and present it to your dealer with all required documents. Working with your dealer will expedite your request, however, if this is not convenient, you may

mail the completed reimbursement form and all required documents to Reimbursement Department, PO Box 33170, Detroit, MI 48232-5170. The completed form and required documents must be presented to your dealer or received by the Reimbursement Department by December 31, 2015, unless state law specifies a longer reimbursement period.

**Do you have questions?**

If you have questions or concerns that your dealer is unable to resolve, please contact the appropriate Customer Assistance Center at the number listed below.

Division	Number	Text Telephones (TTY)
Cadillac	1-800-458-8006	1-800-833-2622
Guam	65-6267-1752	
Puerto Rico – English	1-800-496-9992	
Puerto Rico – Español	1-800-496-9993	
Virgin Islands	1-800-496-9994	

If after contacting your dealer and the Customer Assistance Center, you are still not satisfied we have done our best to remedy this condition without charge and within a reasonable time, you may wish to write the Administrator, National Highway Traffic Safety Administration, 1200 New Jersey Avenue, SE., Washington, DC 20590, or call the toll-free Vehicle Safety Hotline at 1.888.327.4236 (TTY 1.800.424.9153), or go to <http://www.safercar.gov>. The National Highway Traffic Safety Administration Campaign ID Number for this recall is 14V251.

Federal regulation requires that any vehicle lessor receiving this recall notice must forward a copy of this notice to the lessee within ten days.

Jeffrey M. Boyer  
Vice President  
Global Vehicle Safety

Enclosure  
GM Recall #13146