

How To Use Memory Points for use with the C6 OEM Navigation System whenever you will take a pre planned road trip.

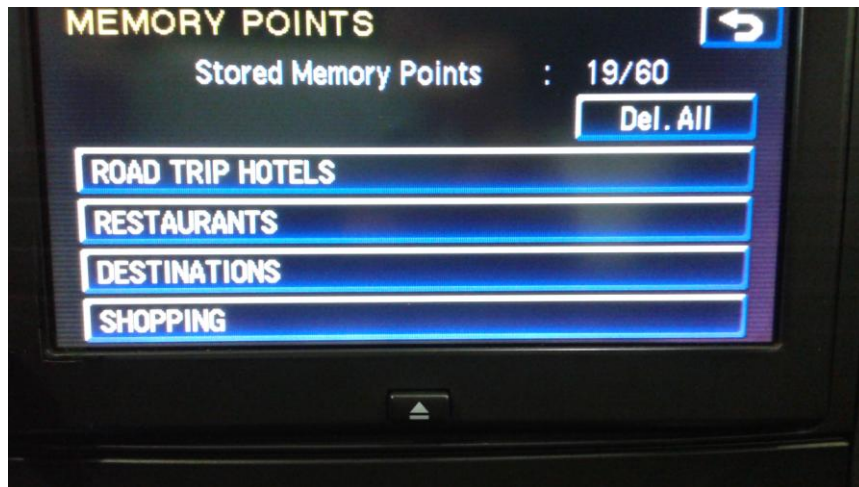
Main NAV Menu: Stored Locations



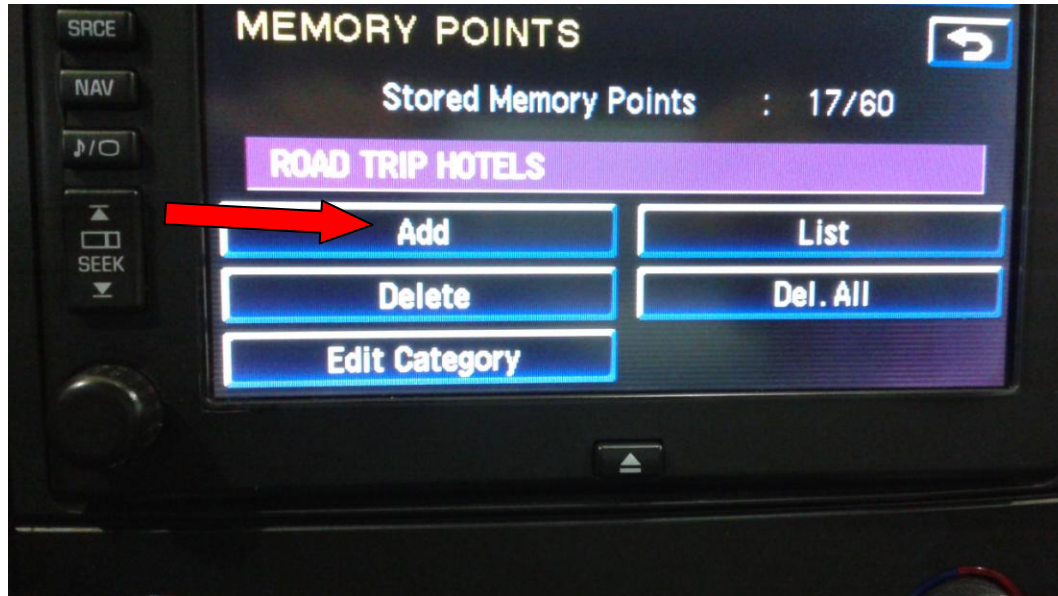
Memory points inside the Stored Location Icon



Add Address to the list in the appropriate folder Category inside Memory points (ie: Restaurant, Hotel, etc) These (4) tabs can be labeled to suit your needs. I used the ones listed below for my NAV Memory Points.



Select the Road Trip Hotels Category, then Add



Select Address, then Region



Add address of Hotel (Street), then hit list for city and street number.



Once the address is added to the list, you can go into that list and change the address that was just added, to now indicate a Hotel name and also you can add an appropriate Icon next to the hotel name, inside the folder.



I have 2 hotels listed in my Road Trip hotels Category. I also did the same for the Restaurants, Destinations (sightseeing) and Shopping.

Restaurants Category:



Shopping Category:



Each morning, I select the first place that we will be stopping, whether that is a restaurant, a shopping centre or a hotel. These can also be selected on the fly while driving. The car does not need to be stopped to enter a route destination using the Memory Folders.

This is how to select a route destination using the Memory points.

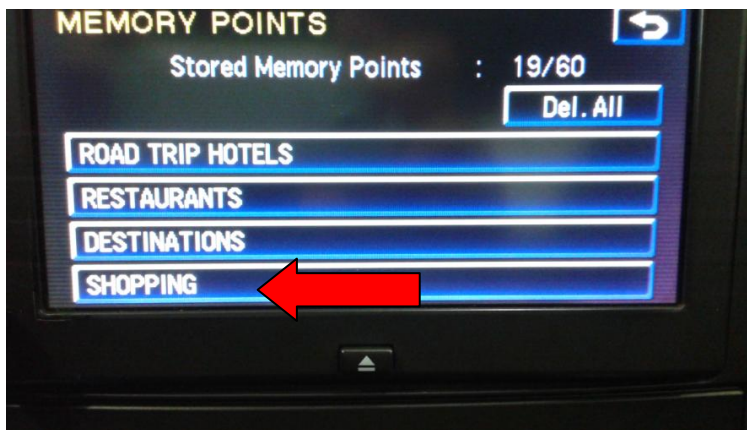
1) Select Enter Destination



2) Select the Memory Point



3) Select your Category tab (I selected Shopping)



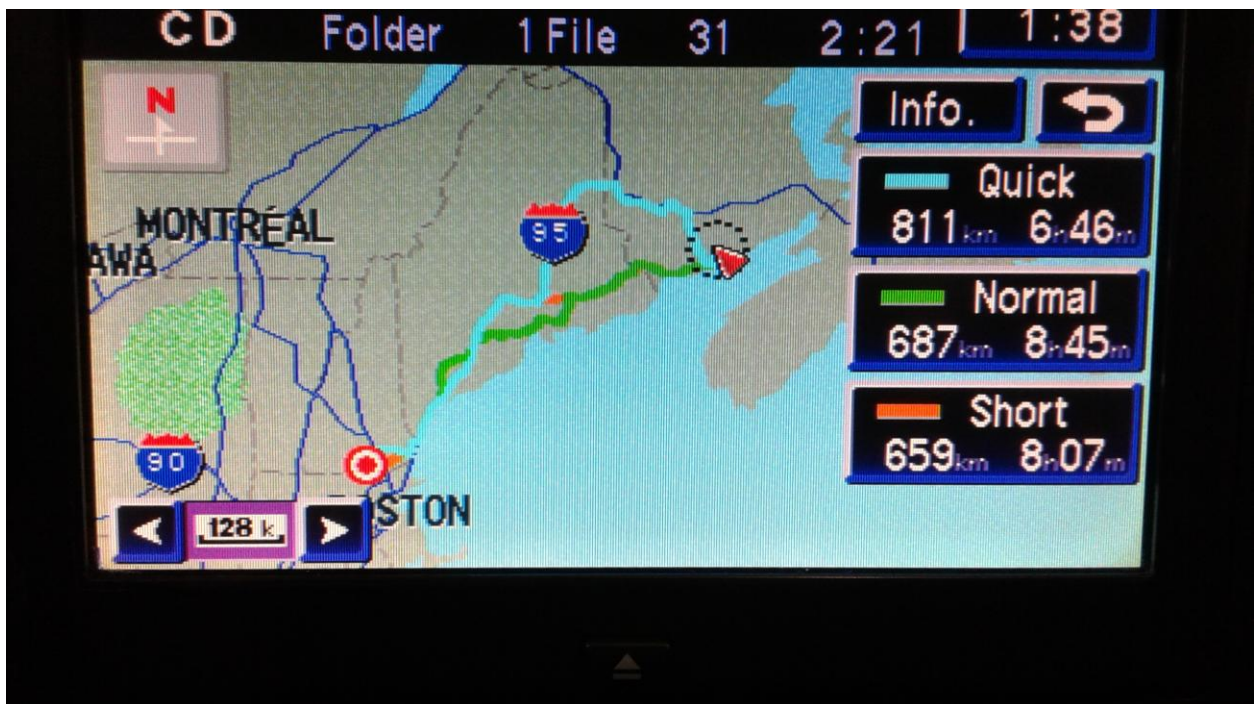
4) I then selected Outlet-Merrimack NH



- 5) After selecting your preferred location, the map comes with your selection. Touch the Red Circle to pinpoint the location for your intended route.



- 6) Select Guide. The guide will give you 3 routes to select from. (Quick-Normal-Short)



I selected Normal, previewed the route, then selected Guide to start calculation for the Route Guidance.

Once you arrive at the location, the route guidance will end.

After shopping, when you are ready to continue on your planned trip, select your next destination the same way. I selected a hotel to finish our day of travelling.

When we went out to dinner, since I had my preferred restaurants already entered in the Memory points, it was easy to select that destination using the same procedure.

If I didn't have the restaurant entered, then I could use the Points of Interest to find a suitable restaurant.