


If your car sits for only a few days, and it won't start the car, then you have 1 of 2 problems:

- 1) Your Car battery has a bad cell, and needs to be replaced. You should get the battery "load" tested to determine if it's good or bad.
- 2) You have a parasitic amperage draw in your vehicle electrical circuits which is draining your battery.


If that is the case, most likely you have something not turning off.

If you have a multi-meter, wait 20 minutes or so after you shut off the car. This will assure all the auto shut off components are off.

With a fully charged battery (12.5 Volts or better) disconnect the Negative battery post.




Hook up your multimeter (set for 10 Amps) and connect the red lead on the removed negative battery cable, and the black lead on the negative battery post.



When you initially hook up the multimeter, the under hood lamp will turn on. With the lamp on, the reading will be approx 1.1 Amps, per the attached pic.



Wait until the light goes out, and you should see the reading gradually reduce to 0.01-0.02 Amps.



Between 0.01 and 0.02 is a normal reading, if your car has "no" extra parasitic draw on the system.

If the reading is higher than 0.20, then you have a parasitic draw that you have to find, or it will drain your battery quickly if it is not kept on a Battery tender.

With the multimeter hooked up, you can start removing fuses one at a time to see if you can isolate the circuit that has a parasitic draw.

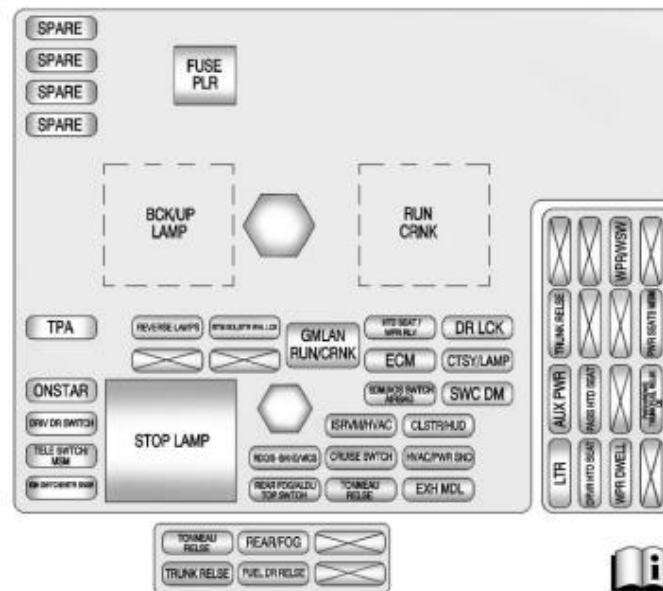
Some of the common areas are:

1) 2005 Manual transmission, you must leave the transmission in Reverse when you shut it down, or it will drain the battery. This does not pertain to 2006-2013 vehicles.

**-Check to see if the car is in reverse.**

2) OnStar Module has been known to get a glitch and start drawing current even with the car off. If you suspect the VCIM (onstar module) then pull the Onstar Fuse found in the passenger footwell.

**If the amperage drops, then you will know it's the VCIM** – The dealer can re- flash to fix this issue.



3) Do you leave I-pod or such plugged in to your accessory plugs? Even if the IPOD device has been unplugged, this device must be removed from the vehicle completely. The device triggers the Bus to maintain power even when the device is not powered.

**-Remove all the devices and cords from the Accessory plug.**

4) Pull the fuse for Courtesy lamps. One of the culprits is the under hood lamp, if your car has one.

**- Unplug the connector (right side of radiator)**

5) 2005-2013. Are the headlamp or day time running lamps lit? With the ignition and ACC off, there should not be any lamps lit. Perhaps the headlamp switch has been inadvertently turned on. Remember the only time the headlamps are turned off are in the off position or automatic. If the customer has turned the stalk to parking lamps or headlamps the headlamps will be lit when the ignition is off. There should be a chime to remind the driver the lamps are lit but often times the chime is ignored. These are on the 20 minute battery saver circuits but it does not take many short start and stop trips to draw the battery down to a voltage that will not allow the car to start 2005-2013.

**- Turn headlight switch off**

6) 2005-2013. Is the radio still on? There have been reported cases where the radio stays powered up after the vehicle is shut down. This has been an intermittent complaint and it only occurs on cars equipped with the Bose systems which is the multi-disc player and the Nav radio. Only service the radio if this concern can be identified. 2005-2013.

7) 2005-2013. Close both doors. After 2 minutes are there any interior lamps on? Visually check the map lamps on the rear view mirror and vanity lamps. Often these lamps can be bumped and if the car is only driven during the day it will not be noticed. Under dash lamps are controlled by the courtesy lamp switch. Many customers do not realize that the switch has been bumped and they have been turned on. The old switch (C5 cars) used to push in and you could tell it was off. The new switch (C6 cars) does not press in. It can be bumped and turned on and go unnoticed. There should not be any lamps on in the interior of the car after 3 minutes if the ignition has not been turned on, including the cluster.

**-Note anything that is on.**

This should give you a starting point on what to check.

Good Luck, and report back if you find the culprit.

A battery tender is a must if the car sits for long periods of time. That will assure that the battery stays at full charge

